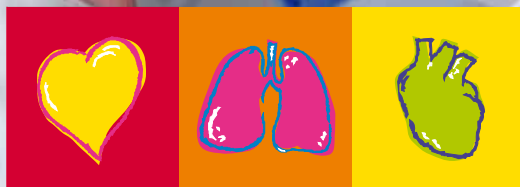
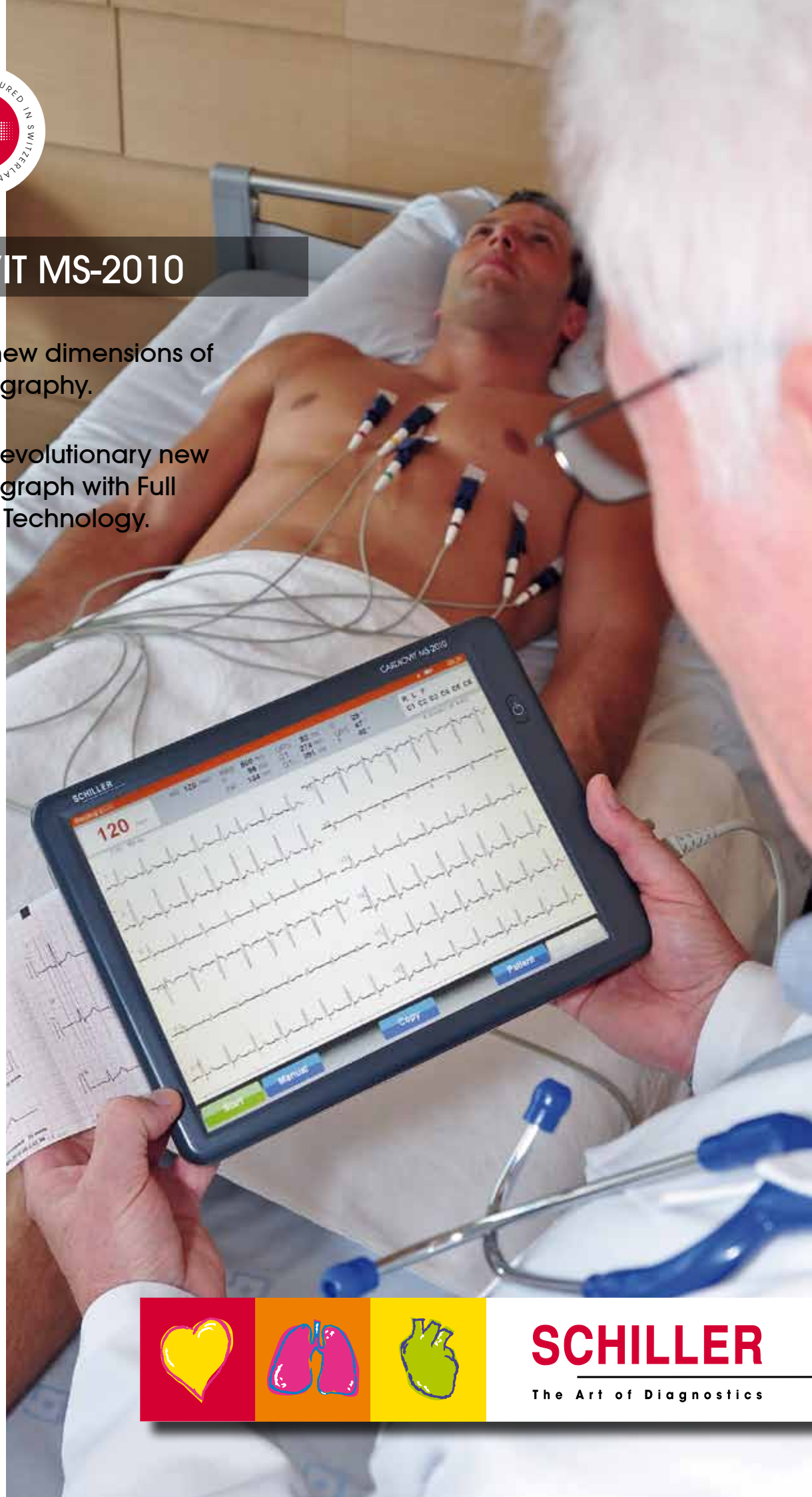




CARDIOVIT MS-2010

Defining the new dimensions of electrocardiography.

Discover our revolutionary new electrocardiograph with Full Touch Screen Technology.



SCHILLER

The Art of Diagnostics

CARDIOVIT MS-2010

See and touch the quality

See the SCHILLER MS-2010 and get a clear sense of the future of cardiology – uniting precision performance and sophisticated ergonomics.

Prepare to be wowed at your first encounter and for a similar sensation every time you use it. MS-2010 is designed for large volumes of work – in hospitals where the ECG volume is high and speed and quality are paramount.

Simply touch the large (10.4 in) high-resolution color display and you're in business – recording, selecting and printing the highest quality ECGs faster than you can imagine. Since MS-2010 exports ECGs in XML, PDF*¹ and DICOM*¹ format, you can transmit recordings to any system that supports this industry standard. From accurate and complete data entries to comprehensive data fields that prompt users to collect required information, every detail of MS-2010 is designed to streamline ECG testing. And when you're responsible for hundreds of ECGs across miles of hospital terrain every day, attention to detail makes all the difference.

SCHILLER AG
pioneering company
since 1974

Through an ingenious union of
MS-2010 delivers a whole new look
electrocardiographs.



Advanced processing... no waiting

- Instant start-up provides immediate availability
- ECG processed, interpreted and printed in less than 3 seconds after acquisition

Synchronize time

Auto set the MS-2010 time with your hospital time master to obtain accurate documentation of your patient's clinical history.

Fast entry

Enter patient data quickly and accurately as you choose: type on touch screen keyboard or **scan the bar code**. You can also download patient data and orders from a **worklist** via SEMA or HIS.

Clinical excellence

- **SCHILLER Interpretation software "C" for adult and paediatric patients** – one of the best documented algorithms for simultaneous ECG analysis of 12 leads, offering quality and reliability without compromise. Your most valuable tool to get a clinically reliable second opinion.
- **Thrombolysis software** - this option creates a numerical assessment of the patient's age, gender, main symptoms as well as the ECG measurement, based on which you can determine the probability of acute cardiac ischaemia. This optional program gives you important additional diagnostic information for patients with chest pain.

High-volume storage

- Storage of up to 350 ECGs

One-touch workflow

MS-2010 can be configured to automatically print, save, transfer, and retrieve a previous ECG – at the touch of a button.

Connect:

- via LAN, WLAN or GPRS to SEMA or HIS.
- PDF export*¹ of resting ECG reports

Automated workflow:

- Acquire, print, save, transfer and retrieve diagnostic ECGs to and from SEMA or HIS – all automatically
- Support for HL7 worklists or DICOM Modality worklists²

form and function, the SCHILLER
look, feel and standard for



Display

10.4" full color touch

Network

One of the most advanced network-
ing support found in any electrocardio-
graph.

Speed

Instant-on and ECG printout in less than
3 seconds

DICOM*1

First high-end electrocardiograph to
support DICOM standard



Stay connected

Built on a standard platform, the
MS-2010 fits seamlessly into your existing
IT infrastructure – so that you are always
connected.

Guaranteed safety

The MS-2010 offers you safe wireless con-
nections via standard WLAN protocols
such as 802.11g, WPA, WPA2 or WEP. WLAN
communication is also available with in-
visible SSID.

SCHILLER devices support DHCP or static
IP to protect your patient's privacy. Even
if all safety measures should fail during
data transmission, the patient data can-
not be read because it is encrypted by
SCHILLER.

Making spirometry easy with a unique touch

The spirometry software in the MS-2010 meets your demands
for more flexibility and efficient workflows in the daily routine.
The MS-2010 is available with two types of flow sensors.

- SPIROVIT SP-250 (disposable) requires no volume calibra-
tion, no cleaning, no risk of cross contamination due to
unique sensor technology
- SPIROVIT SP-260 (reusable) requires calibration, very easy
to clean

Our SPIROVIT sensors are accurate and provide reproducible
measurements as certified by the ATS (American Thoracic
Society) or ERS (European Respiratory Society), the interna-
tionally recognised body for spirometry performance.

The easy-to-use and highly reliable MS-2010 combining
spirometry and ECG is the essential tool for today's healthcare
professional

The following programs are available:

- Slow spirometry (SVC)
(VCin, VCex, VCmax, ERV, IC, VT, IRV, MV, BF, TI, TE, ...)
- Forced spirometry (FVC)
(FVCin, FVC, FEV1, FEV6, PEF, FEV1/FVC, FEF50, FEF75,
PIF, ...)
Flow-volume loop and volume-time loop
- Maximum voluntary ventilation (MVV)
- Interpretation programs

Up-to-date quality assessment

Most commonly used predicted values, algorithms for quality
assessment based on the latest ERS/ATS 2005 recommenda-
tions and several interpretation modules allow for automatic
assessment of the measurements with test quality screen (on-
line evaluation and assessment according to international
standards)



*1 Export of 12 lead Resting ECG recordings in standard
DICOM Waveform Object format to PACS systems
and Pdf export is available as part of the SCHILLER
Communication Server (SCS).
*2 development in progress



Asia
SCHILLER Asia-Pacific / Malaysia
52200 Kuala Lumpur, Malaysia
Phone +603 6272 3033
Fax +603 6272 2030
sales@schiller.com.my
www.schiller-asia.com



Austria
SCHILLER Handelsgesellschaft m.b.H.
A-4040 Linz
Phone +43 732 709 90
Fax +43 732 757 000
sales@schiller.at
www.schiller.at



China
SCHILLER Int'l Trading (Shanghai) Co. Ltd.
200335 Shanghai, China
Phone +86-21-62099627
Fax + 86-21-62099623
sales@schiller.com.my
www.schiller.cn



France
SCHILLER Médical S.A.S.
F-67162 Wissembourg/Cedex
Phone +33 3 88 63 36 00
Fax +33 3 88 94 12 82
info@schiller.fr
www.schiller-medical.com



France (distribution France)
SCHILLER France S.A.S.
F-77600 Bussy St Georges
Phone +33 1 64 66 50 00
Fax +33 1 64 66 50 10
infoschiller@schiller-france.fr
www.schiller-france.com



Germany
SCHILLER Medizintechnik GmbH
D-85521 Ottobrunn
Phone +49 89 62 99 81-0
Fax +49 89 609 50 90
info@schillermed.de
www.schillermed.de



Hungary
SCHILLER Diamed Ltd.
H-1141 Budapest
Phone +36 (1) 383-4780 / 460-9491
Fax +36 (1) 383-4778
sales@schiller.at
www.schiller-hungary.hu



India
SCHILLER Healthcare India Pvt. Ltd.
Mumbai - 400 001, India
Phone +91 22 6152 3333 / 2920 9141
Fax +91 22 2920 9142
sales@schillerindia.com
www.schillerindia.com



Japan
SCHILLER Japan, Ltd.
Hiroshima 734-8551
Phone +81 82 250 2055
Fax +81 82 253 1713
koji.maekawa@schiller.jp
www.schiller.jp



Poland
SCHILLER Poland Sp. z o.o.
PL-02-729 Warszawa
Phone +48 22 8432089
Fax +48 22 8432089
schiller@schiller.pl
www.schiller.pl



Russia & C.I.S.
SCHILLER AG Rep. office
125124 Moscow, Russia
Phone +7 (495) 970 11 33
Fax +7 (495) 970 11 33
mail@schiller-ag.com
www.schiller-cis.com



Spain
SCHILLER ESPAÑA, S.A.
E-28230-Las Rozas/Madrid
Phone +34 91 713 01 76
Fax +34 91 355 79 33
schiller@schiller.es
www.schiller.es



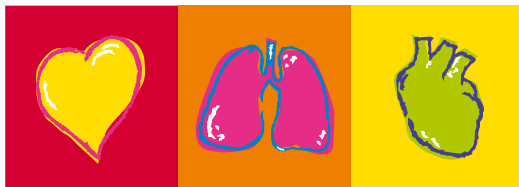
Switzerland
SCHILLER-Reomed AG
CH-8953 Dietikon
Phone +41 44 744 30 00
Fax +41 44 740 37 10
sales@schiller-reomed.ch
www.schiller-reomed.ch



Turkey
SCHILLER TÜRKİYE
Okmeydanı-Sisli - Istanbul
Phone +90 212 210 8681 (pbx)
Fax +90 212 210 8684
sales@schiller-turkiye.com
www.schiller-turkiye.com



USA
SCHILLER America Inc.
Doral, Florida 33122
Phone +1 786 845 0620
Fax +1 786 845 06 02
sales@schilleramerica.com
www.schilleramerica.com



SCHILLER

The Art of Diagnostics